



## CROSS STICH CHART

RIOLIS is the Russian trade mark that includes needlework kits of various difficulty levels, techniques and designs.

RIOLIS kits include all necessary materials for cross stitching.

Created – Yulia Krasavina.

### We recommend for the work:

flaxen Zweigart Aida 14 count,  
threads (6 colors), a needle.

Finished size 10x20 cm


RIOLIS cooperates with the world's  
leading manufacturers



central line

## A piece of advice in cross-stitching


- We recommend to stitch on a solid piece of canvas and then cut the details out and sew the sachets.
- Whipstitch 2 side cuts manually or with a sewing machine.
- Make marks on fabrics with stitches: each workpiece has a width of 12 cm, a height of 40 cm (T1).
- Find central lines of every sachet and combine it with arrows on the embroidery chart.



F o l d

central line

- Stitch the bunches and the wide lines of ornament. Strictly follow the chart, so that the ornament is continuous, solid. Bunches are stitched only at one side of sachet.
- **Cross-stitch** with **2 strands** of woolen/acrylic yarn or **3 strands** of cotton stranded thread. A woolen/acrylic thread is one and indivisible. Cotton stranded threads consist of 6 thin threads, which you have to detach from moulin lea. The work looks good if all upper stitches are inclined in one direction (T2).



F o l d

central line

**Not for sale**

woolen/acrylic

RIOLIS

Color

Anchor



white

001 (7,5 m)

999 (32 m)



pink

050 (3 m)

110 (10 m)



light blue

140 (3 m)

410 (10 m)



blue

177 (2 m)

475 (7 m)



beige

379 (35,5 m)

885 (147 m)



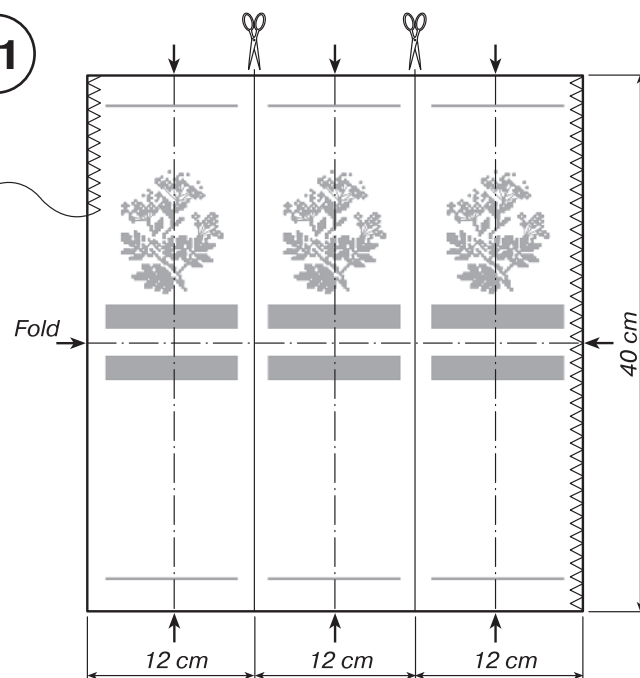
brown

360 (6 m)


861 (23 m)

- **Branches** are made with 1-strand stitches of a brown thread.
- Along the upper cuts make 2 lines of fixing cross-stitches (**T3**), leaving 2 cm for a frill.
- Iron the reverse side of embroidery.
- Cut out the sachets, put them together and sew them together, leaving 1 cm for a seam.
- Make a frill at the top by taking out the threads.
- Twist strings of white and beige threads (six 40 cm long threads of each color for a string; **T4**).

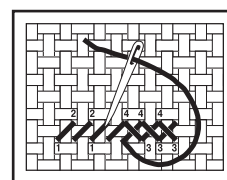
**T1**



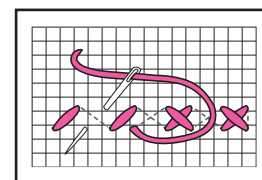
**T4**



**T2**



**T3**



F o l d

Flaxen Zweigart Aida

14 count

Finished size

10x20 cm

